



## IGBT Modules

$V_{CES}$	1200V
$I_C$	75A

## Applications

Motor Drivers  
AC and DC Servo Drive Amplifier  
UPS (Uninterruptible Power Supplies)

## Features

Low switching losses  
Low  $V_{CE(sat)}$  with positive temperature coefficient  
Including fast & soft recovery anti-parallel FWD  
Low inductance case  
High short circuit capability(8us)  
Maximum junction temperature 175

IGBT- inverter





---

Diode-inverter  
Absolute Maximum Ratings

Parameter



IGBT-brake-chopper  
Absolute Maximum Ratings

Parameter	Symbol	Conditions	Value	Unit
Collector-Emitter Voltage	$V_{CES}$	$V_{GE}=0V, I_C=1mA, T_{vj}=25$	1200	V
<del>Continuous Collector Current</del>	$I_C$	$T_C=100 \quad T_{vjmax} \quad 175$	50	A
<del>Repetitive Peak Collector Current</del>	$I_{CRM}$			





Diode-rectifier




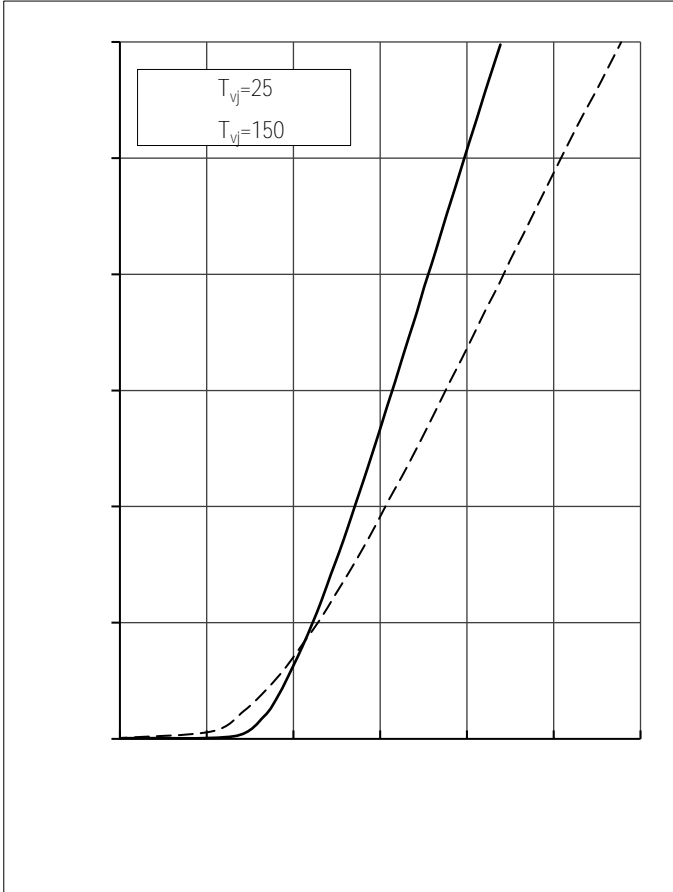
---

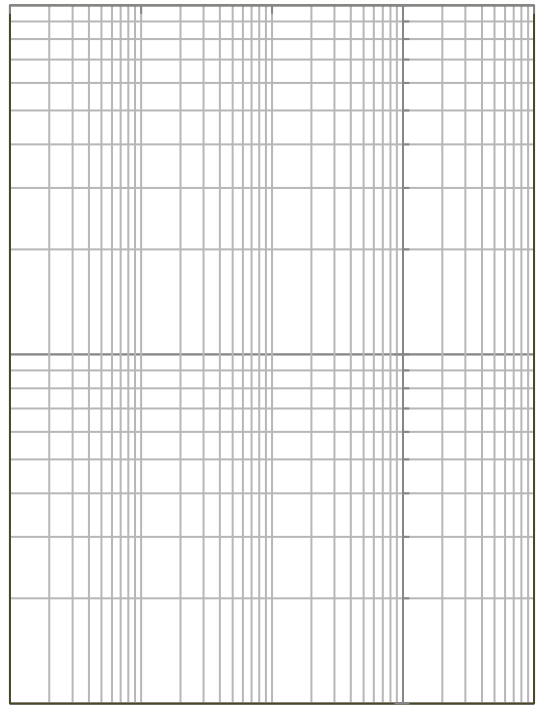
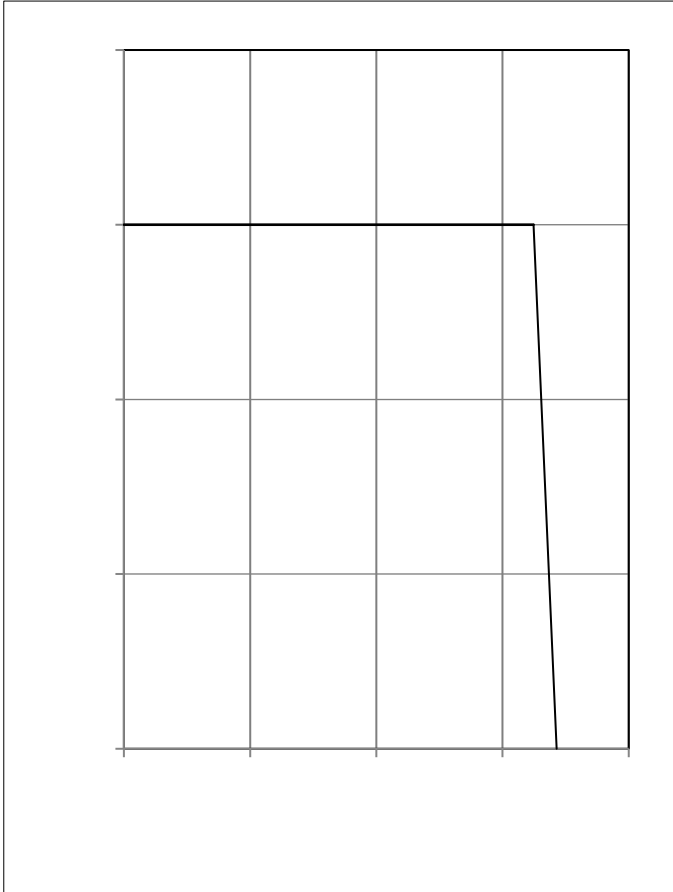
Module Characteristics

T<sub>c</sub>=25° C unless otherwise specified

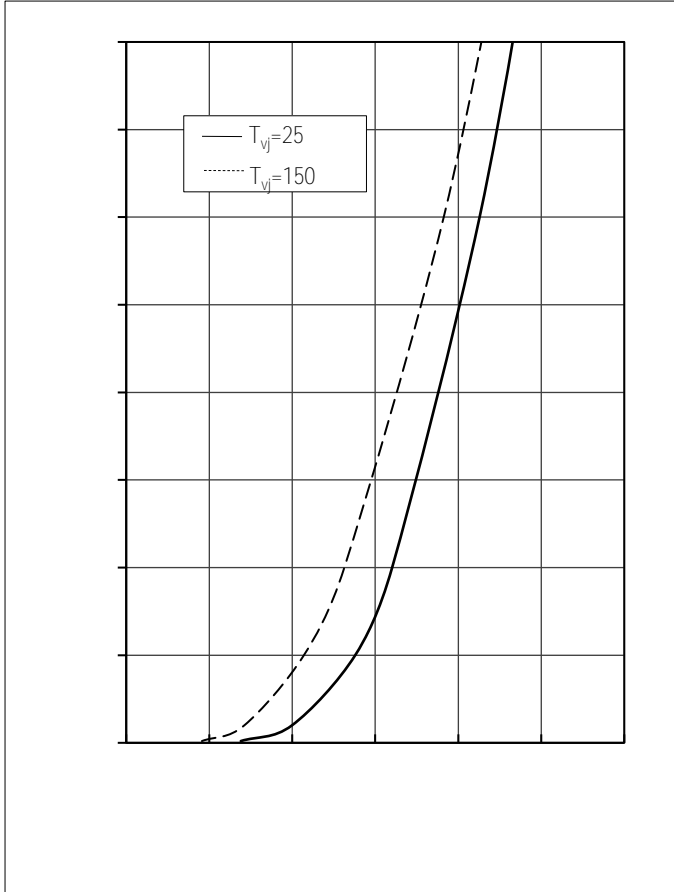
Parameter

Symbol









## Circuit Diagram



## Package Outline Information

15	16.9
18.8	28.3
30.2	32.1
34	43.6
45.5	47.4
49.3	58.8
60.7	62.6
64.5	66.4
68.3	
79.8	93.1
83.6	96.9

