



N



YJL3134KBW

Electrical Characteristics ($T_J=25$ unless otherwise noted)

Parameter	Symbol	Conditions	Min	Typ	Max
-----------	--------	------------	-----	-----	-----



Typical Performance Characteristics

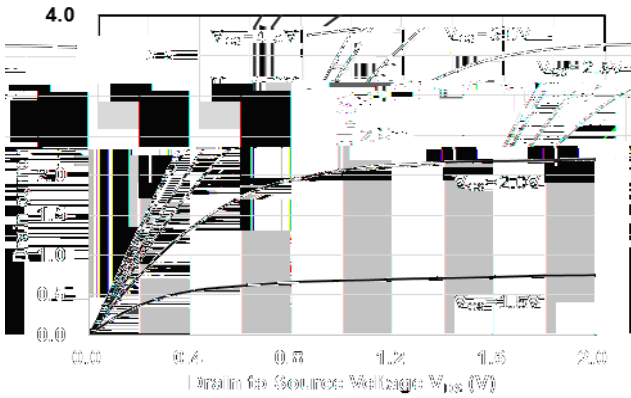


Figure1. Output Characteristics

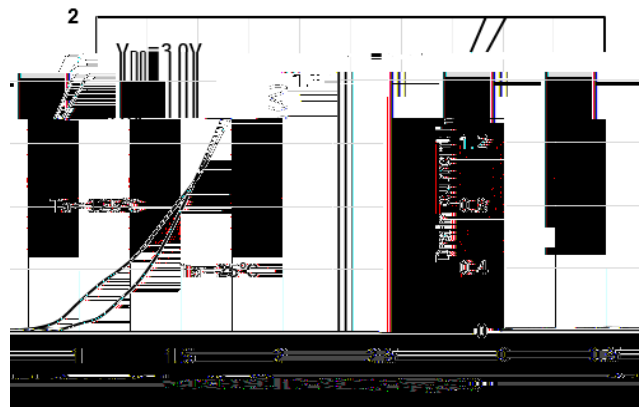


Figure2. Transfer Characteristics




Figure3. Capacitance Characteristics

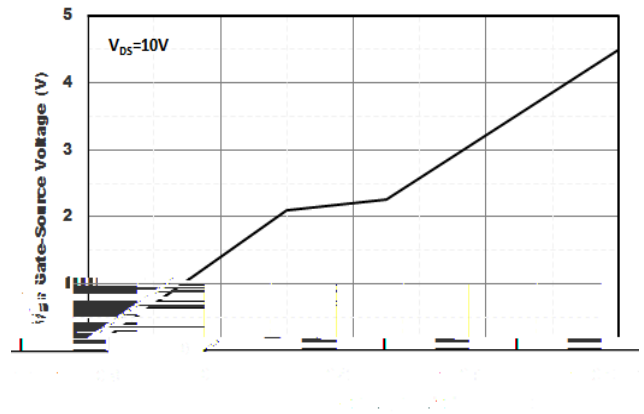


Figure4. Gate Charge

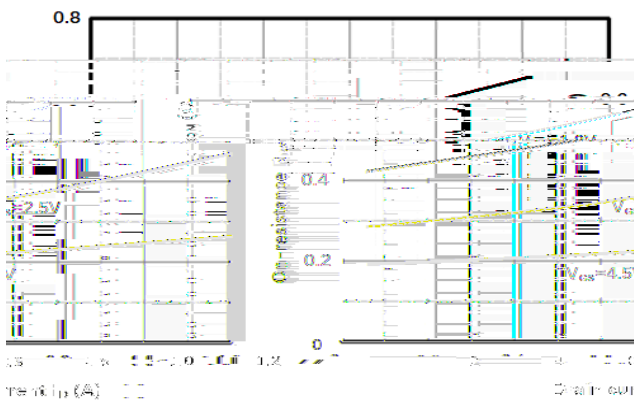


Figure5. Drain-Source on Resistance

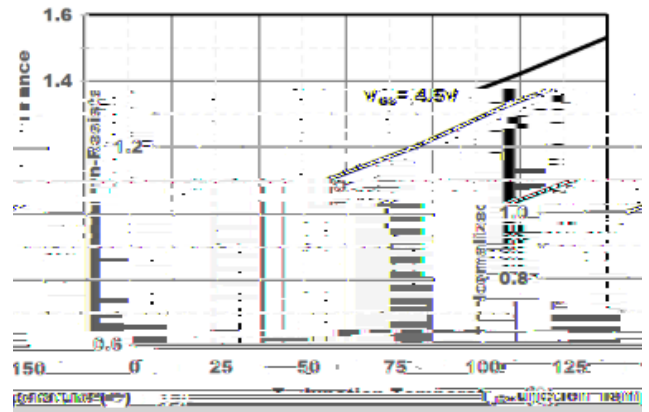


Figure6. Drain-Source on Resistance





YJL3134KBW

SOT-323 Package information

SYMBOL	DIMENSIONS			
	INCHES		Millimeter	
	MIN.	MAX.	MIN.	MAX.
A	0.035	0.043	0.900	1.100
A1	0.000	0.004	0.000	0.100
A2	0.035	0.039	0.900	1.000
b	0.006	0.016	0.150	0.400
c	0.004	0.010	0.100	0.250
D	0.071	0.071	1.800	2.200
E				
E1	0.085	0.096	2.150	2.450

NOTE:

1.PACKAGE BODY SIZES EXCLUDE MOLD FLASH AND GATE BURRS.

2.TOLERANCE 0.1mm UNLESS OTHERWISE SPECIFIED.

3.THE PAD LAYOUT IS FOR REFERENCE PURPOSES ONLY.

