



# MUR10A60F

## Ultra-Fast Recovery Diodes

### Features

Low forward Voltage drop  
Fast reverse recovery time  
High frequency operation  
Adopt GPP chip.  
High purity, high temperature epoxy encapsulation for enhanced mechanical strength and moisture resistance  
Passivation for enhanced ruggedness and long term reliability

### Typical Applications

Typical applications are in switching power supplies, converters, freewheeling diodes, and reverse battery protection.

### Mechanical Data

**Package:** ITO-220AC

Molding compound meets UL 94 V-0 flammability rating, RoHS-compliant

**Terminals:** MUR10A60F

Device marking code			MUR10A60F
Repetitive Peak Reverse Voltage	$V_{RRM}$	V	600
Average Rectified Output Current @60Hz sine wave, R-load, $T_c$ (FIG.1)	$I_o$	A	10
Surge(Non-repetitive)Forward Current @60Hz half sine-wave, 1 cycle, $T_j=25$	$I_{FSM}$	A	260
Current Squared Time @1ms t 8.3ms $T_j=25$	$I^2t$	$A^2s$	280.5
Storage Temperature	$T_{stg}$		-55 ~ +150
Junction Temperature	$T_j$		-55 ~ +150
Typical Junction capacitance @4V,1MHz	$C_j$	pF	73

Mounting torque



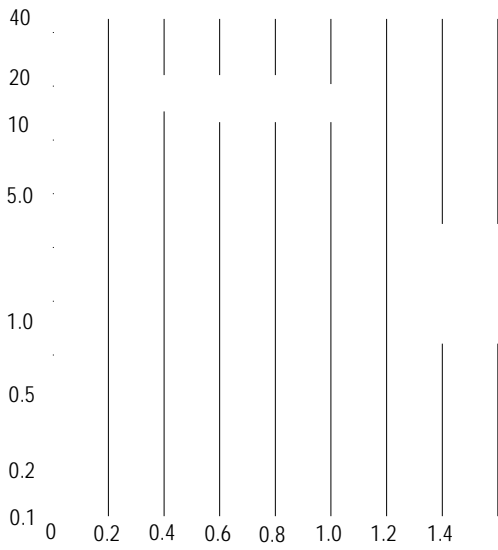
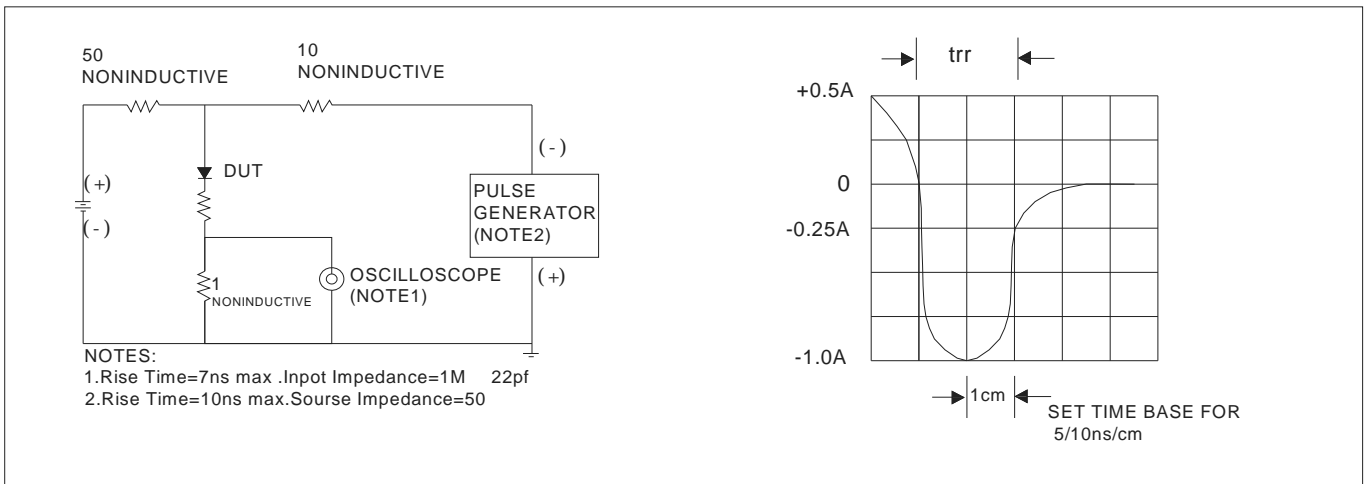


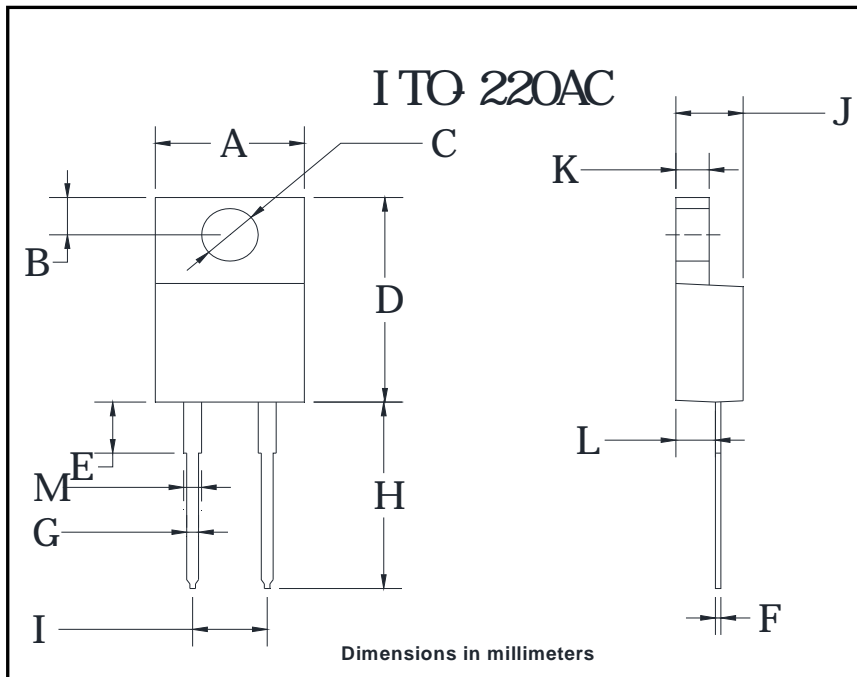
FIG.5: Diagram of circuit and Testing wave form of reverse recovery time





# MUR10A60F

## Outline Dimensions



ITO-220AC		
Dim	Min	Max
A	9.8	10.2
B	2.25	2.75
C	2.95	3.45
D	14.75	15.25
E	3.5	4.1
F	0.45	0.75
G	0.45	0.75
H	13.35	14.15
I	4.97	5.23
J	4.3	4.8
K	2.5	2.74
L	2.58	2.82
M	1.03	1.43

